

HIGH-POWER HORN ANTENNAS

POWERLOG[®] PRO

SERIES

Constant field strength, enormous broadband and highest transmit power.



Highlights:

- Wide frequency range from 300 MHz - 8 GHz
- Supports very high power levels up to 500W
- Constant field strength due to linear increasing gain
- High gain up to 14dBi


AARONIA AG
WWW.AARONIA.DE

Gewerbegebiet Aaronia AG II, DE-54597 Strickscheid
Tel.: +49(0)6556-900310 Fax: +49(0)6556-900319
www.aaronia.com E-Mail: mail@aaronia.de



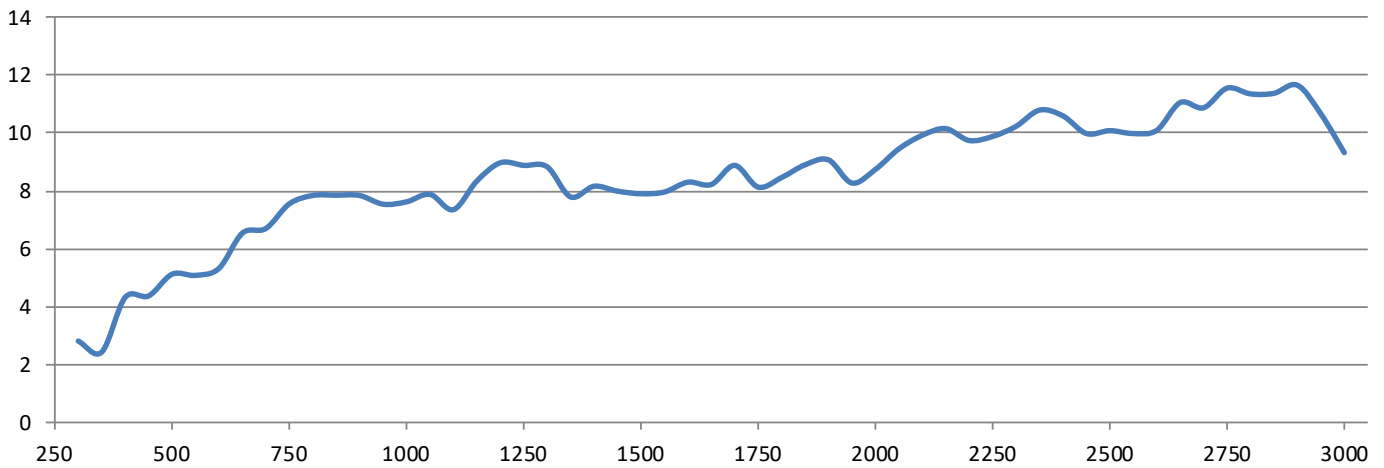
MADE IN GERMANY

Specifications

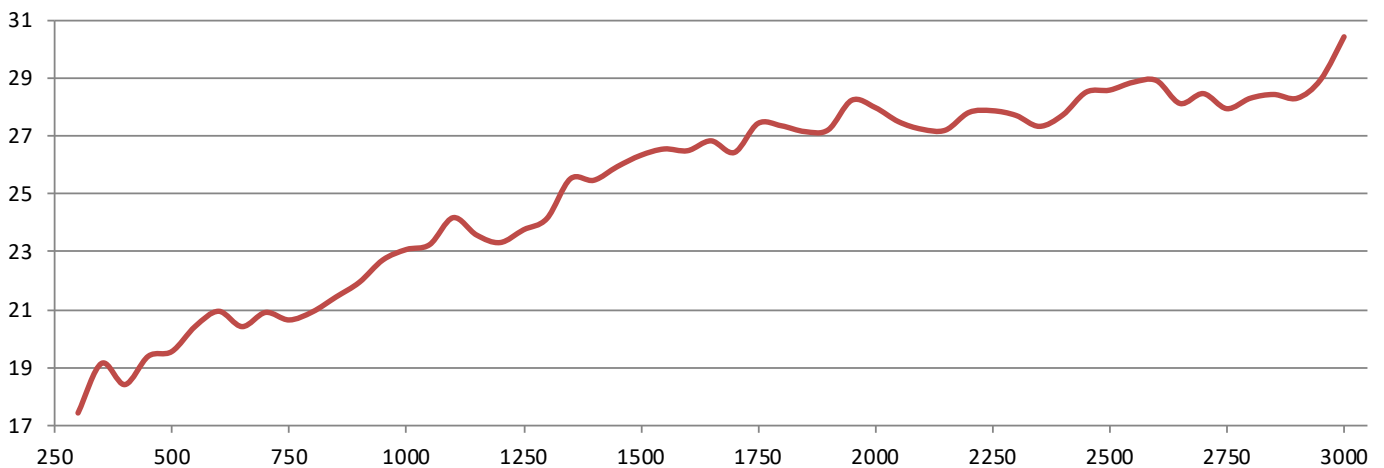
PowerLOG® PRO 30300

Dimensions [L x W x D]	510 x 507 x 507 mm	Nominal Impedance	50 Ohm
Weight	8800 g	VSWR (typ.)	< 2,5:1
Design	Quad-ridged horn	Max. Input Power	500 W
Gain	up to 12 dBi	Temperature Range	- 10° C – 60° C
RF Connection	2 x N (f) connections (H+V)	Relative Humidity	10 % – 70%
Frequency Range	300 MHz – 3 GHz	Warranty	2 years

Gain Diagram PowerLOG® PRO 30300



Antenna Factor Diagram PowerLOG® PRO 30300

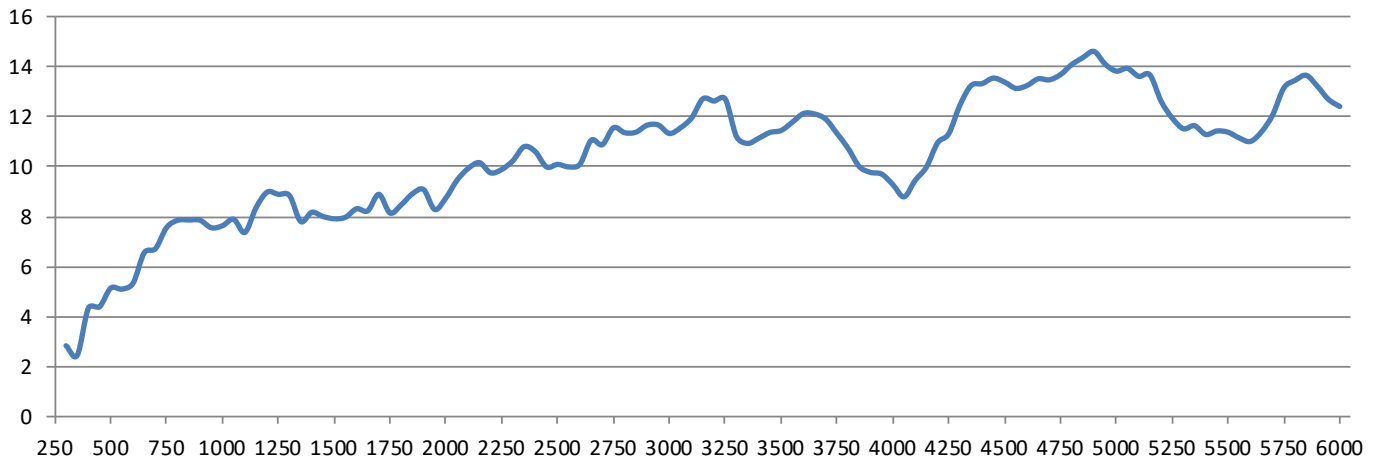


Specifications

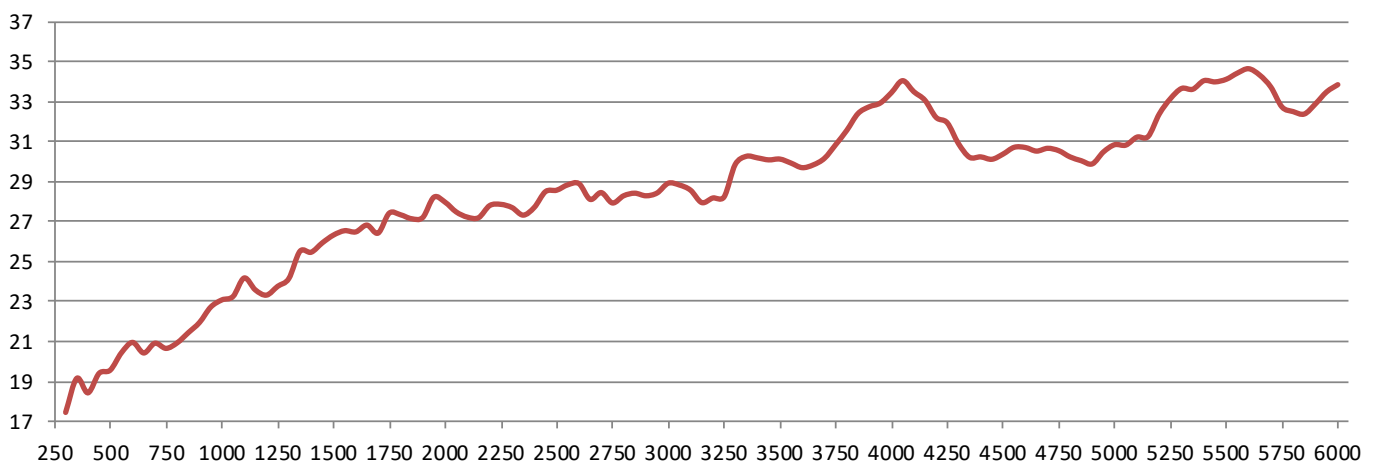
PowerLOG® PRO 30600

Dimensions [L x W x D]	510 x 507 x 507 mm	Nominal Impedance	50 Ohm
Weight	8800 g	VSWR (typ.)	< 2,5:1
Design	Quad-ridged horn	Max. Input Power	500 W
Gain	up to 14 dBi	Temperature Range	- 10° C – 60° C
RF Connection	2 x N (f) connections (H+V)	Relative Humidity	10 % – 70%
Frequency Range	300 MHz – 6 GHz	Warranty	2 years

Gain Diagram PowerLOG® PRO 30600



Antenna Factor Diagram PowerLOG® PRO 30600

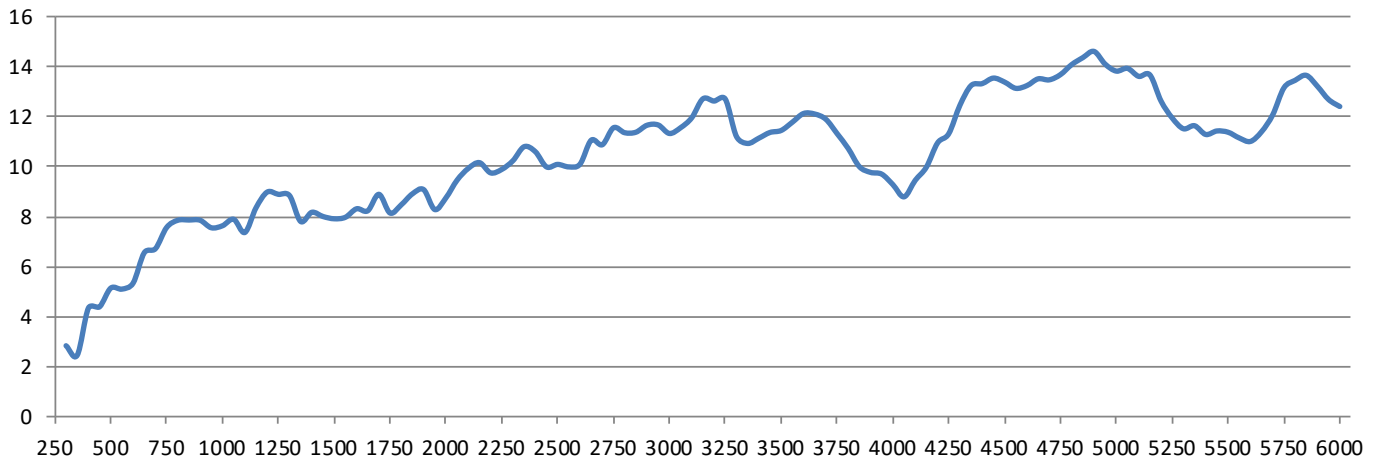


Specifications

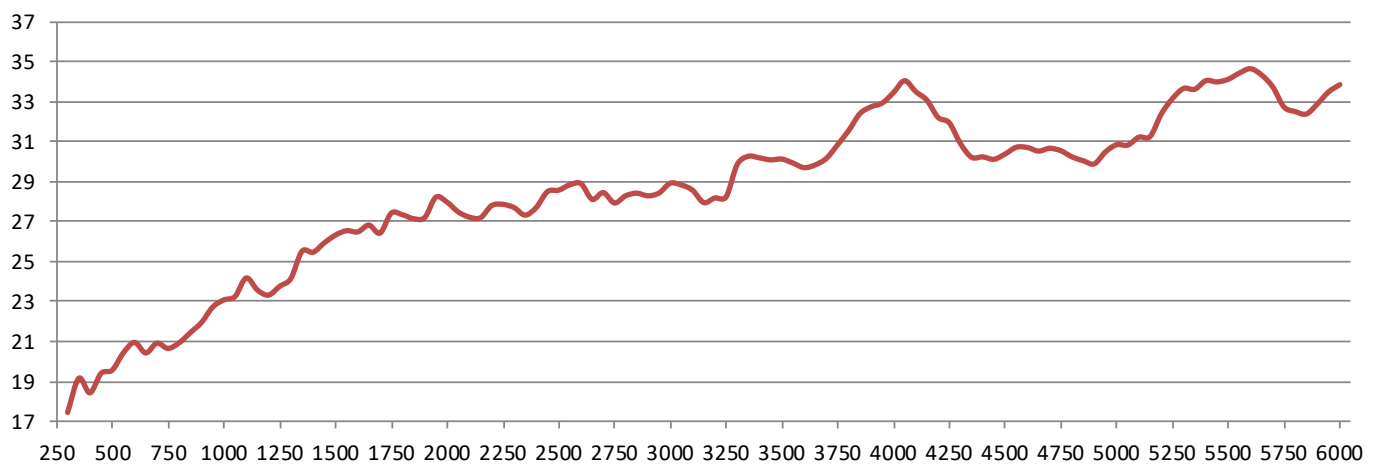
PowerLOG® PRO 30800

Dimensions [L x W x D]	510 x 507 x 507 mm	Nominal Impedance	50 Ohm
Weight	8800 g	VSWR (typ.)	< 2,5:1
Design	Quad-ridged horn	Max. Input Power	500 W
Gain	up to 14 dBi	Temperature Range	- 10° C – 60° C
RF Connection	2 x N (f) connections (H+V)	Relative Humidity	10 % – 70%
Frequency Range	300 MHz – 8 GHz <small>(calibrated up to 6 GHz)</small>	Warranty	2 years

Gain Diagram PowerLOG® PRO 30800



Antenna Factor Diagram PowerLOG® PRO 30800



Recommended Accessories



3 m / 10 m N-Cable

This high-grade, waterproof cable with N-connector can be used to connect PowerLOG PRO Antennas

Order/Art.-No.: 501/013 (3 m), 501/014 (5 m)

5 m / 10 m SMA Cable

High-quality special SMA cable, connecting test equipment to any PowerLOG® antenna. Customers can choose between three different cables:

- 5 m low-loss SMA cable (especially low damping)
 - 10 m low-loss SMA cable (especially low damping)
- All versions: SMA plug (male) / SMA plug (male)

Order/Art.-No.: 501/008 (5 m), 501/010 (10 m)

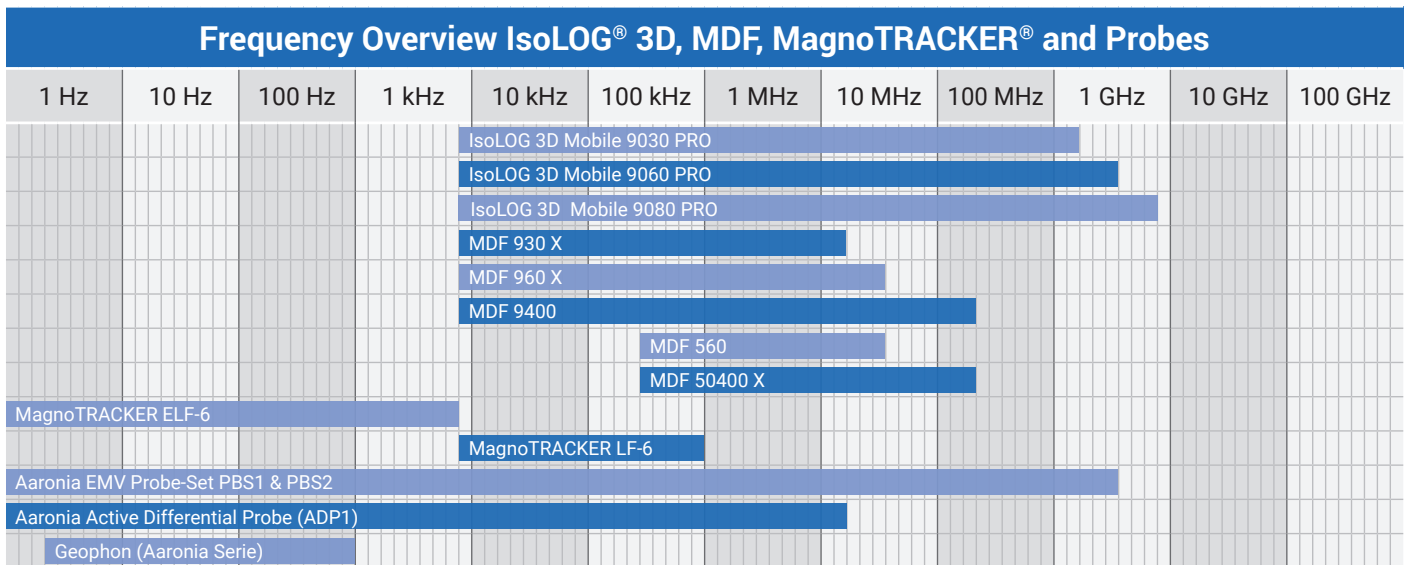
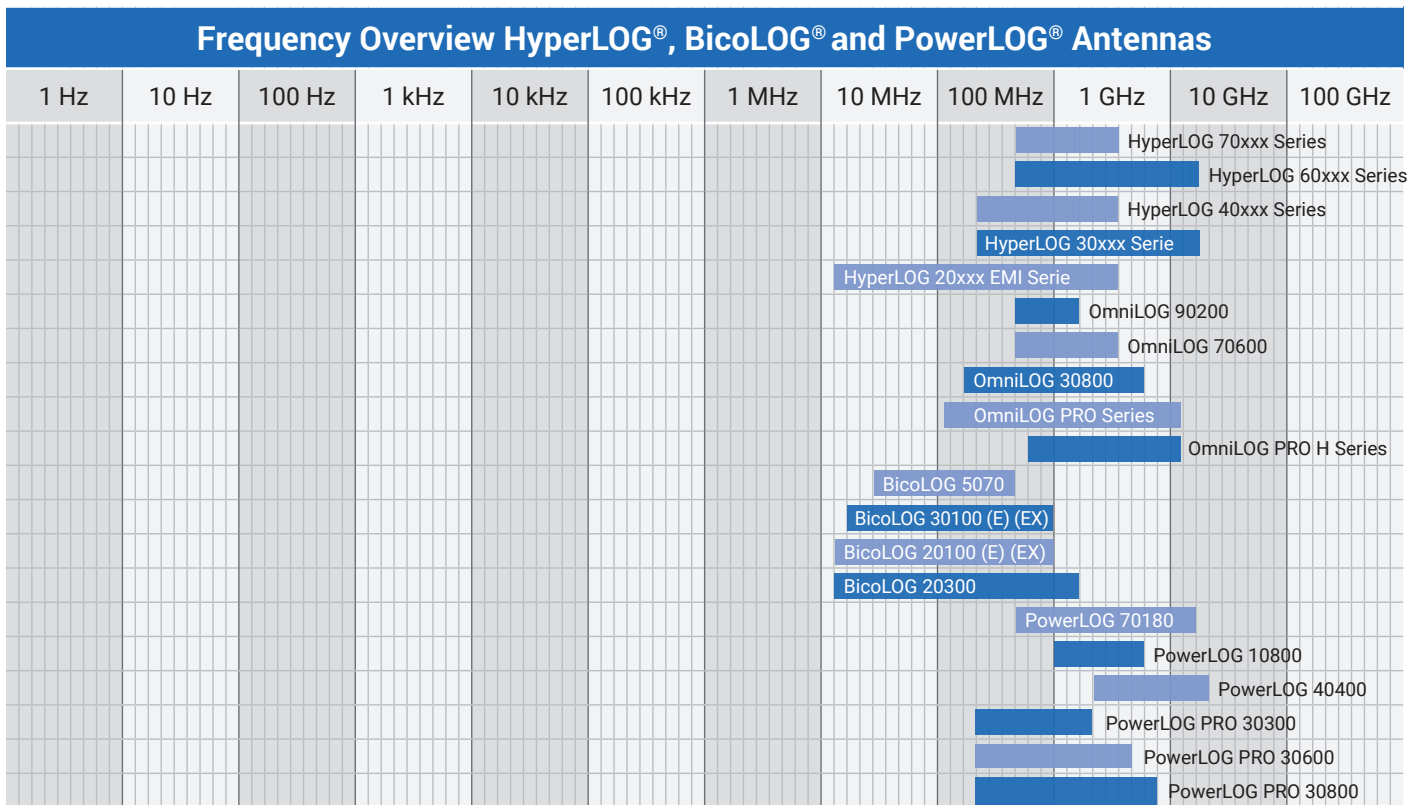


SMA to N Adapter

This special high-quality adapter allows for operating all PowerLOG® antennas with any standard spectrum analyzer equipped with an N connector. This adapter can be used with very high frequencies. Measuring just 30 x 20 mm in size, its nominal impedance is 50 Ohm. Layout: SMA socket (female) / N plug (male).

Order/Art.-No.: 502/009

Frequency Overviews



REFERENCES



Selected Aaronia Clients

Government, Military, Aeronautic, Astronautic

- **NATO**, Belgium
- **Department of Defense (DoD)**, USA
- **Department of Defence**, Australia
- **Airbus**, Germany
- **Boeing**, USA
- **German Armed Forces**, Germany
- **NASA**, USA
- **Lockheed Martin**, USA
- **Lufthansa**, Germany
- **German Aerospace Center (DLR)**, Germany
- **Eurocontrol**, Belgium
- **EADS**, Germany
- **Drug Enforcement Administration (DEA)**, USA
- **Federal Bureau of Investigation (FBI)**, USA
- **Federal Criminal Police Office (BKA)**, Germany
- **Federal Police**, Germany
- **Ministry of Defence**, Netherlands

Research/Development, Science and Universities

- **MIT - Physics Department**, USA
- **California State University**, USA
- **Indonesian Institute of Science (LIPI)**, Indonesia
- **Los Alamos National Laboratory (LANL)**, USA
- **University of Bahrain**, Bahrain
- **University of Florida**, USA
- **University of Victoria**, Canada
- **University of Newcastle**, United Kingdom
- **University of Durham**, United Kingdom
- **University Strasbourg**, France
- **University of Sydney**, Australia
- **University of Athen**, Greece
- **University of Munich**, Germany
- **Technical University of Hamburg**, Germany
- **Max-Planck Inst. for Radio Astronomy**, Germany
- **Max-Planck Inst. for Nuclear Physics**, Germany
- **Research Centre Karlsruhe**, Germany

Industry

- **IBM**, Switzerland
- **Intel**, Germany
- **Shell Oil Company**, USA
- **ATI**, USA
- **Microsoft**, USA
- **Motorola**, Brazil
- **Audi**, Germany
- **BMW**, Germany
- **Daimler**, Germany
- **Volkswagen**, Germany
- **BASF**, Germany
- **Siemens AG**, Germany
- **Rohde & Schwarz**, Germany
- **Infineon**, Austria
- **Philips**, Germany
- **ThyssenKrupp**, Germany
- **EnBW (Energie Baden-Württemberg)**, Germany
- **CNN**, USA
- **Duracell**, USA
- **German Telekom**, Germany
- **Bank of Canada**, Canada
- **NBC News**, USA
- **Sony**, Germany
- **Anritsu**, Germany
- **Hewlett-Packard**, Germany
- **Bosch**, Germany
- **Mercedes-Benz**, Austria
- **Osram**, Germany
- **DEKRA**, Germany
- **AMD**, Germany
- **Keysight**, China
- **Infineon Technologies**, Germany
- **Philips Semiconductors**, Germany
- **Hyundai Europe**, Germany
- **VIAVI**, Korea
- **Wilkinson Sword**, Germany
- **IBM Deutschland**, Germany
- **Nokia-Siemens Networks**, Germany



Aaronia AG, Gewerbegebiet Aaronia AG, DE-54597 Strickscheid, Germany
Phone: +49(0)6556-900310 | Fax: +49(0)6556-900319
Email: mail@aaronia.de | URL: www.aaronia.com